

Regular Customer

THALES SIEMENS


Alcatel-Lucent


HUAWEI


ERICSSON
TAKING YOU FORWARD


AVAYA
The Power of We



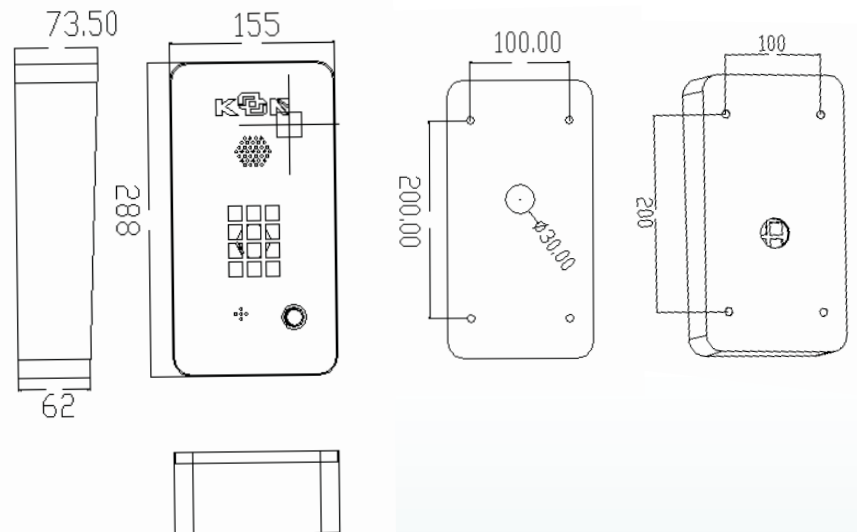
IP Intercom / Door Phone KNZD-43



No.1 professional manufacturer in Asia
The exclusive supplier for all emergency intercom

The IP Intercom/door phone will be designed to work on apartment, hospital, school, metro...Housed in robust metal body, vandal resistant and tamper-resistant. FDSP ensure voice loud and clear. Good looking, durable, easy to install, comfortable buttons, and low power consumption.

Telephone layout



Basic Function

- Support G.711,G.729, etc. Codec voice intercom
- Support SIP 2.0(RFC3261) and related RFC protocol
- Unlock function (swipe or communication)
- Visitor leave message
- Calling indoor extension for two-way conversation
- Software upgrading on line
- WEB remote management of Terminal malfunction or status

Specification

Communication protocol		SIP 2.0(RFC-3261)
Master Chip		Broadcom 1190
Keys	Design	Stainless steel
	Direct-button	1
	Numeric Keypad	Optional
Voice	Microphone	1
	Amplifier	0.5W-10W
	Speaker	2W
	Volume Control	Adjustable
	FDSP	Support(AEC)

Voice stream	Supportable Protocol	RTP/RTSP
	CODEC	G.711, G.729
Port	Power Supply	12V+-15%/1A DC or PoE
	PoE	PoE 802.3af (Class 0 - 12.95W) 48V/380mA
	LAN	10/100BASE-TX s Auto-MDIX, RJ-45)
	Cables	HSYV or better
	Passive Switch	Normally Open and Normally Closed highest at 30V/1AAC/DC
	Active Switched Output	12V/500mA DC
	Rs232	Supported
RFID/IC Card Reader		Optional
Interface	Power supply	12V+-15%/1A DC or PoE
	PoE	PoE 802.3af(Class 0-12.95W)
	LAN	10/100BASE-TX s Auto-MDIX,RJ-45
	Recommended cabling	Cat-5e or higher
	Passiveswetch	NO and NC contacts, up to 30V/1AAC/DC
Structure	Actice switch output	12V/700mA DC
	Shell Material	Cold Rolled Steel
	Operating Temperature	-40°C to55°C
	Working Condition Relative Humidity	10%-95%
	Storage Temperature	-40°C to70°C
	Installation	Embedded installation (pre-burying)
Size		159*130*40mm



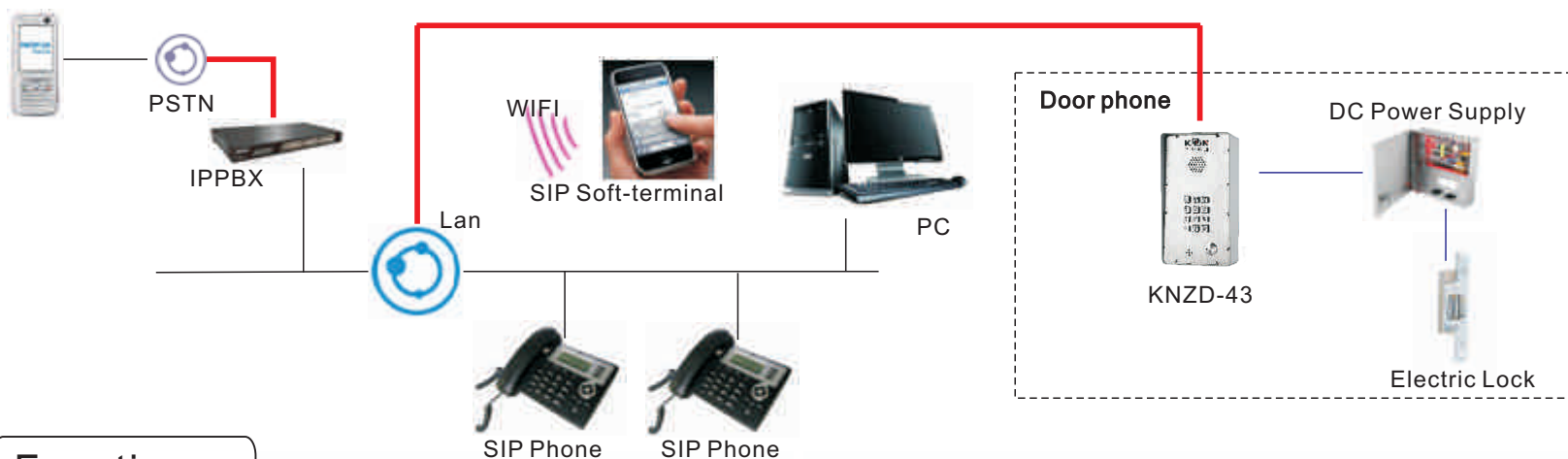
HONGKONG KOON TECHNOLOGY LTD

Tel: 0086755 29790158 / 27448753 Fax:0086755 29790278 Email:koon03@vip.163.com www.koontech.com



No.1 professional manufacturer in Asia
The exclusive supplier for all emergency intercom

System Composition Diagram



Functions

Functions		Application	
Software Functions	Intercom	Resident voice intercom Intercom between residents and visitors	
	Open the door	Remote Door	Both Sip terminals and phones can open the door when ring or speak
		Input password	Input password, the door will be open after valid confirmation
	Timeout Handling	Calling Timeout	When calling timeout, the terminal does not answer, the KNZD - 43Voice Access automatically hang up
		Conversation timeout	When conversation between KNZD - 43voice access and terminal is timeout, KNZD - 43 automatically hang up
	Incorrect handling	Fault Tips	Equipment failure, the speaker needs to have tips
	Property management	Front Monitoring	If monitoring function activate , the user terminal can hear the voice situation of door
	Terminal Management	Query and device settings	Remote checking and setting device parameters and status via internet
		Running Log	KNZD - 43Record device running logs
Project maintenance	KNZD - 43 Setting function	During installation and commissioning, you can set up the device through the key parameter	
Network Access Request	Access to Internet	When equipment power on, select 2 ways to access to internet(dynamic or static IP)	
	Access to IPPBX	According to user SIP account and password , Device registered on the specified IPPBX	
Hardware function	Keys	Support Talkback (1 or 2 buttons)	
	Numeric keypad	For the numeric keypad dialing or opening the door via password	
	Speaker	For intercom audio, voice prompts, the alarm tone or an error, success prompt	
	Microphone	Visitor's voice input	
	Door lock Controller	Control on/off of lock(Initially output switch control signal only)	
	Ethernet Port	Debug connection to internet and lan, support POE power-up	
	Power Port	Input 12V , power supply for KNZD-30	
	Indicator	Indicate status of KNZD - 43Access Control	
	Function Jumper	Setting output mode of door lock	
	Reset	Press * (on the motherboard) button for 5 seconds to restore factory settings	
Voice Reporting No.	Press # (on the motherboard) button for 5 seconds, to start voice reporting IP function		
Physical Function	Waterproof	Splashing to panel does not affect the normal operation of the system	
	Operating Temperature	-40°C to 55°C	

Web Business Management

It is mainly used for remote management KNZD-43 voice access device, which includes such features as the device parameter management, access control parameter settings, card, log management.

Access Control

Access control is consist of KNZD-43 voice access control, exclusive DC power supply and electric lock . Inside of KNZD-43 , self-powered electric lock can directly drive the starting current of 500mA power locks; additionally you can also access exclusive external DC power supply and the voice access output control signals , to drive electric lock on and off by access exclusive DC power.


Intercom function

KNZD-43 voice intercom system consists of KNZD-43- access Control, SIP phones, phones installed SIP soft-terminal, IPPBX . KNZD-43 Voice Access supports standard SIP protocol, and has good system compatibility with main IPPBX in the market.



No.1 professional manufacturer in Asia
The exclusive supplier for all emergency intercom

IP Door Phone Family



KNDP-09-2




KNDP-06



KNDP-13



KNDP-29

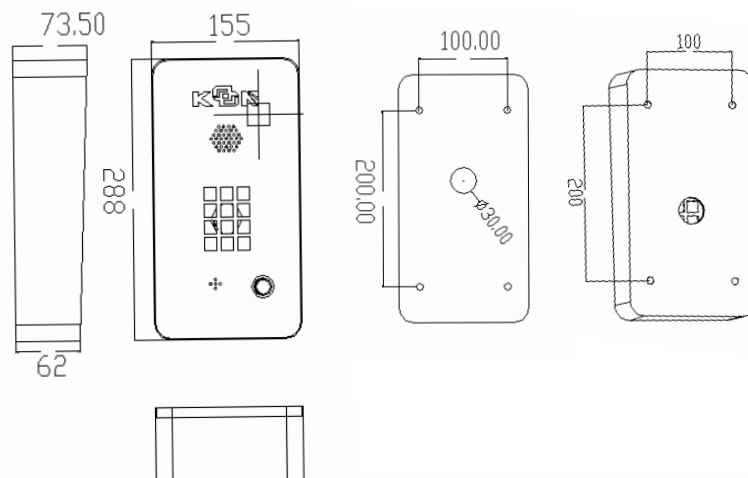


IP door phone family is a wide range of door intercoms for every situation-whether in security, business, emergency, or any other special area.


From providing simple applications requiring a clear and easy connection to a single IP telephone, to comprehensive communication arrangements integrated into security and signalling system and IP PBXs. Having the highest quality and certification, ensures compatibility with industry-standard-based IP network solutions such Avaya, Cisco, and others.



Mounting Bracket



Packing Detail:



Unit size: 159*130*40mm, N.W: 1.1KG
 1pcs in each inner CTN box, size: 230*170*80mm G.W: 1.3KG
 4pcs in outer CTN box, size: 439*277*191mm G.W: 5.9KG

Certification:



EMC: EN50121 (Railway application-
 Electromagnetic Compatibility)
 EN55022: emissions
 EN55024: immunity
 FCC
 ITU-T Recommendations K21
 ISO 9001:2008