

昆 仑 科 技

[www.koontech.com](http://www.koontech.com)

香港昆仑科技（深圳）有限公司

Regular Customer

THALES SIEMENS




Alcatel-Lucent



HUAWEI

ERICSSON  
TAKING YOU FORWARD

AVAYA  
The Power of We



Induction Loop Installed  
To use, please switch your  
hearing aid to 'T'

Optional Induction loop  
facility for hearing impaired  
12V DC required

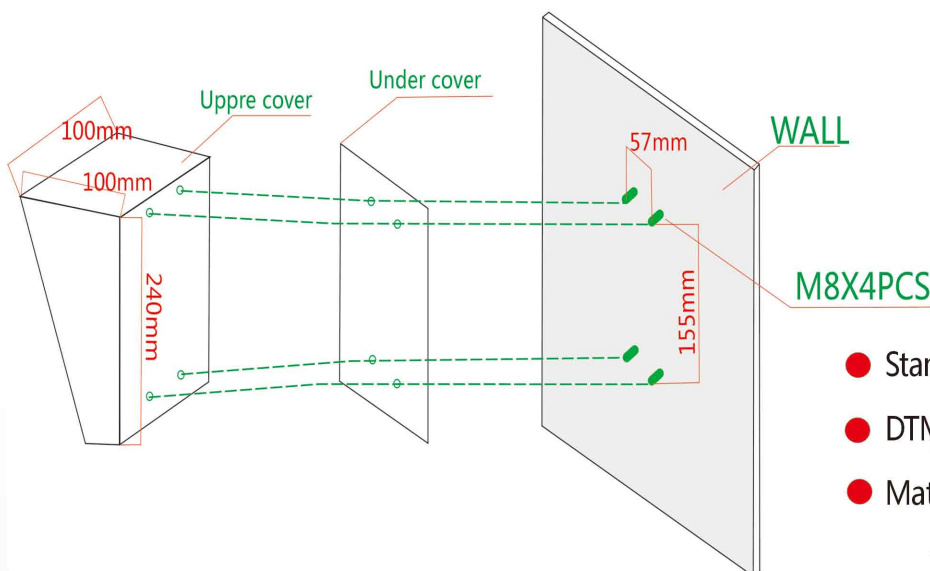
Hongkong Koon Technology Ltd  
[www.koontech.com](http://www.koontech.com)

Emergency telephone **KNZD-28**



## The most professional manufacture in Asia The exclusive supplier for all Metro project in China

The Weatherproof phone will be designed to work on Railway, metro, tunnel, etc. Housed in cold rolled steel case with spring loaded door, it will offer protection against the outdoor environment, vandals resistance and rot resistance. The unit will meet all the latest European/UK standards for EMC and US FCC, telephony, waterproofing, and lightening protection together with offering the level of performance and reliability demanded in such an environment.



- Standard and SMART Analogue and VoIP-SIP options available
- DTMF(Dual Tone Multi Frequency)
- Matching with most PABX,PBX and PAX systems.

### Main Product features

1. Cold rolled steel body,, solid and temperature bearable
2. High durability, oil, acid, alkali resistance, conform to the standards of GJB - 773 and UL1332 requirements.
3. Highly integrated mainboard, using the most advanced industry-specific microcontroller made in ATMEL company.
4. The box with earthing device is completely isolated with internal electric circuit,and has certain electromagnetic shielding effect.
5. Conversation with clear loud voice, no feedback screaming.
6. Support hotline of exchange system.
7. Support the function of exterior line automatic lift.
8. Support conversation time limited.
9. Strong, thick and beautiful body with embed wall design.

### Main PCB

1. Well treated PCB used inside the phone.
2. Robust screw terminals used for the connection of ringer, handset, line in, hookswitch.
3. Selectable 7 minute time out, to release the line if the handset is left off hook.
4. All connectors be greased in production.

### Handset

1. Kirk electro dynamic transducer for both handset transmitter and receiver
2. Spring cable or armoured cable to attach the handset to the telephone main unit
3. Stainless steel cable to connect exchange.
4. Inductive coupler fitted for hearing aid compatibility.
5. Handset integrity wiring to enable exchange to check if the phone is still operational.

### VOIC OVER IP- SIP ( Version )

Connection type: RJ45 Socket inside sealed enclosure  
Power supply: External 5V dc  
Call set-up Protocol: Session Initiation Protocol(SIP)  
Configuration: DHCP or STATIC IP address provisioning



**The most professional manufacture in Asia**  
**The exclusive supplier for all Metro project in China**

## Telephone layout

Incoming call indicator

Handset

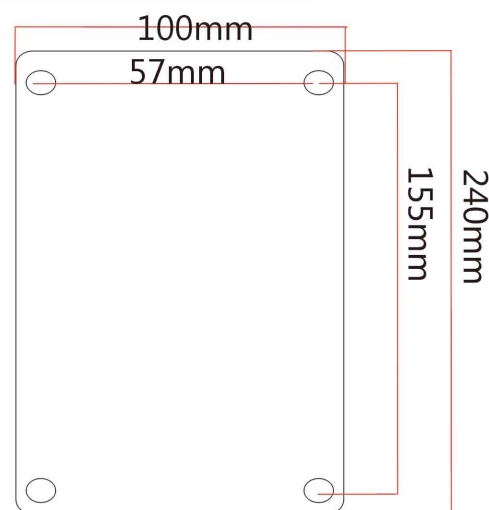
Hook



## TECHNICAL SPECIFICATION

1. It is suitable for automatic instruction amplification telephone system when feed voltage reaches to 33- 60V.
2. Environmental temperature: -30'C ~ 60'C
3. Relative humidity: 10% ~ 95%
4. Atmospheric pressure: 86 ~ 106Kpa
5. Environmental noise:  $\leq 80\text{dB}$
6. Double audio dialing
7. Standard frequency: 697, 770, 852, 941Hz
8. Low frequency group: 697, 770, 852, 941Hz
9. High frequency group: 1209, 1336, 1477Hz
10. Frequency offset:  $\leq \pm 1.5\%$
11. The signal level when the length of user's line is 3km:
12. Standard frequency: Low frequency group: -9dB
13. High frequency group: -7dB $\pm$ 3dB
14. Level difference between high and low frequency of combined signal: 2 $\pm$ 1dB
15. The total intermodulation distortion caused by harmonic is 20dB lower than wave level.
16. Call transmission index: (5Km) SLR  $\leq 12$ , RLR  $\leq -1$ , and STMR  $\geq 10$ , Input impedance: 600 $\Omega$


## Mounting bracket



## Connection cable

Stainless steel connection cable to exchange.  
 Well treated keep waterproof.

## Packing detail:



Unit size: 240\*100\*100mm, N.W: 1.85KG

1pcs in each inner CTN box, size: 439\*277\*191mm G.W: 2.55KG

3pcs in outer CTN box, size: 745\*410\*330mm G.W: 8.35KG

## Certification:



EMC: EN50121 (Railway application-  
 Electromagnetic Compatibility)  
 EN55022: emissions  
 EN55024: immunity

FCC  
 ITU-T Recommendations K21